



EKLAVYA
S C H O O L
A H M E D A B A D

SKg

English

Name: _____

Class: _____

CLASS : Senior KG

SUBJECT : English

TOPIC : *Alphabet**Write small letter against each capital letter.*

A	B	C	D
E	F	G	H
I	J	K	L
M	N	O	P
Q	R	S	T
U	V	W	X
y	Z		

Against each small letter write its capital letter.

a	d	g	b
f	c	i	e
m	h	p	k
j	o	r	l
n	q	w	s
v	t	y	u
x	z		

CLASS : Senior KG

SUBJECT : English

TOPIC : Alphabet

Fill in the capital / small letters



NAME OF EDUCATOR :

DATE :

CLASS: Senior KG

SUBJECT: English

TOPIC: 3 letter words

Read the passage.

Mom has a cat. His name is Tom. Tom is a fat cat. Tom the fat cat ran after a rat. The rat ran under a hat. Tom sat on the hat. Mom came with a bat to get rid of the rat. The rat ran out of the hat.

Find the words written below in the above passage and circle them.

cat

sat

ran

fat

bat

rat

Tom

Mom

hat

CLASS: Senior KG

SUBJECT: English

TOPIC: 3 letter words


Fill in the missing letter.




__un



__ut



__un



__us




__ug



__ud



__ut



__un

NAME OF EDUCATOR :

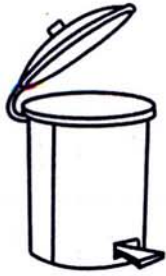
DATE :

CLASS: Senior KG

SUBJECT: English

TOPIC: 3 letter words


Fill in the missing letter.



__in




__id



__ig




__ip




__in



__in



__id



__ib

NAME OF EDUCATOR :

DATE :

CLASS: Senior KG

SUBJECT: English

TOPIC: Words

Complete the word

a b c d e f g h i j k l m n o p



.....nt



.....all



.....og



.....gg



.....ish




.....eep



.....amp



.....ut



.....range



.....oat



.....ey



.....and



.....nk



.....in



.....un



.....at

NAME OF EDUCATOR :

DATE :

CLASS: Senior KG

SUBJECT: English

TOPIC: 3 letter words

Recognise the picture in each box and circle the correct word.




cab

dab



ram

jam



dam

Sam




pad

sad



bag

tag



yam

Pam

NAME OF EDUCATOR :

DATE :

CLASS: Senior KG

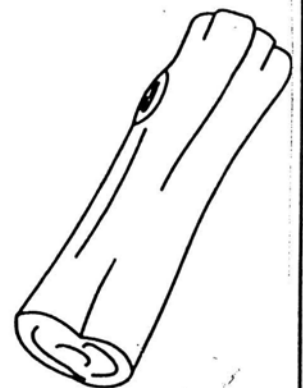
SUBJECT: English

TOPIC: 3 letter words

Find the word



I	G	A	T	O	P
J	O	G	D	F	N
M	D	O	G	E	O
M	C	H	J	B	P
O	L	K	L	O	G
P	C	O	P	Q	R



NAME OF EDUCATOR :

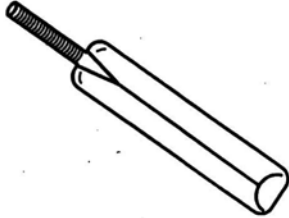
DATE :

CLASS: Senior KG

SUBJECT: English

TOPIC: 3 letter words

See the picture and write the word.



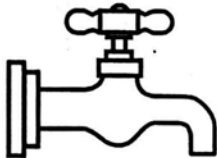
a



a



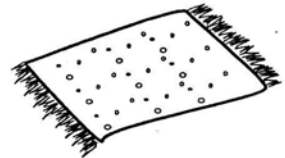
a



a



a



a



a



a



a



a



a



a

CLASS: Senior KG

SUBJECT: English

TOPIC: 3 letter words

See the picture and write the word:



a



a




a




a



a



a



a



a

CLASS: Senior KG

SUBJECT: English

TOPIC: 3 letter words

See the picture and write the word.



a



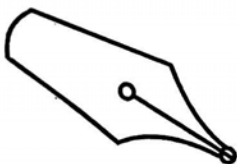
a



a




a




a



a



a



a

CLASS: Senior KG

SUBJECT: English

TOPIC: 3 letter words

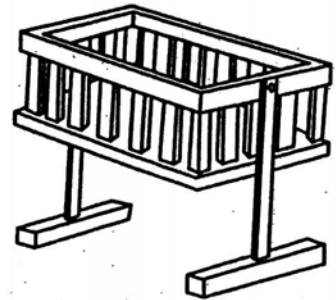
See the picture and fill in the blanks.



a



a



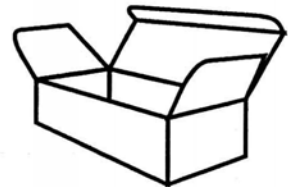
a



a



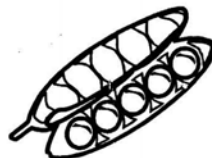
a



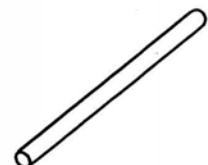
a



a



a



a



a



a

CLASS: Senior KG


SUBJECT: English

TOPIC: 3 letter words

Write the words after saying it aloud :



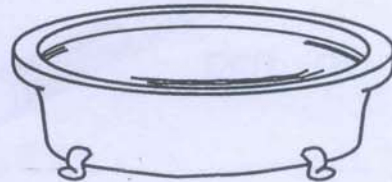
a



a



a



a



a



a



a



a

CLASS: Senior KG

SUBJECT: English

TOPIC: 3 letter words

Circle the correct word for each picture



bat but bet



tip top tap



map mop mip



nat nit net



bed bad bid



mig mog mug



sin sun son



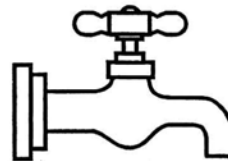
cup cop cap



fun fan fin



pan pin pen




tap top tip



pit pat pot



dig dog pod



pig peg pog



rot ret rat

CLASS: Senior KG

SUBJECT: English


TOPIC: 3 letter words




a m _ _ p




a m _ _ g



a b _ _ g



a b _ _ n



a b _ _ n



a b _ _ d



a p _ _ n



a p _ _ n



a p _ _ n



a f _ _ n



a f _ _ n



a f _ _ x

CLASS: Senior KG

SUBJECT: English

TOPIC: 3 letter words




h _ _ t




a h _ _ t



a h _ _ n



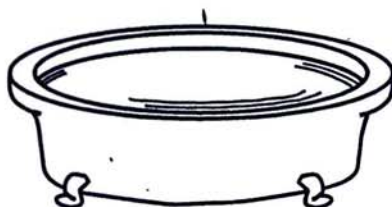
a l _ _ g



a l _ _ d



a l _ _ g




a t _ _ b



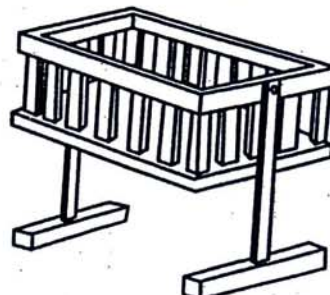
a t _ _ n

10

t _ _ n



a c _ _ p



a c _ _ t



a c _ _ p

Recognise each picture on the left and circle its rhyming word in the box on the right.




O B H O T



F O G Q G



A T O P S



B O X I S



I S T O Y

CLASS: Senior KG


SUBJECT: English

TOPIC: 3 letter words

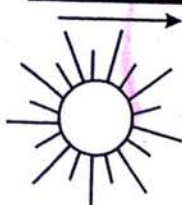

C U P



J U G



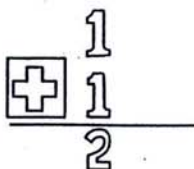
B U N



H U T



S U M



C U P




NAME OF EDUCATOR :

DATE :

CLASS: Senior KG

SUBJECT: English

TOPIC: Words



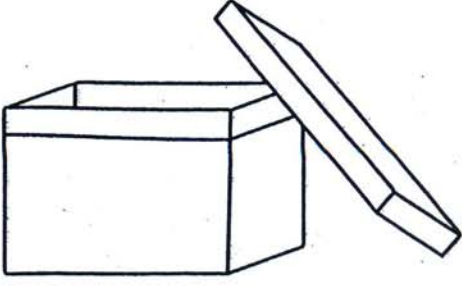
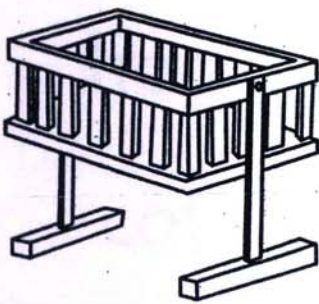





Match the words with a picture.**Rabbit****Girl****Tree****Boy****Ball****Dog**

CLASS: Senior KG



SUBJECT: English

TOPIC: Rhyming words

Recognise the picture on the left and circle the picture on the right which rhymes with it.

Recognise the picture in each row and find its word.

	A	B	O	X	S	T
	B	O	Y	B	I	S

NAME OF EDUCATOR :

DATE :

CLASS: Senior KG

SUBJECT: English

TOPIC: 3 letter words

In the boxes given below, cross out the odd word.

fog

hog

cot

hop

log

pop

boy

sob

mob

joy

fox

toy

hot

mop

pot

fox

box

mom

NAME OF EDUCATOR :

DATE :

CLASS: *Senior KG*SUBJECT: *English*TOPIC: *Words***Choose the right word with the help of the picture and write it.**

a is for _____ (tree, axe, van)



b is for _____ (bus, hat, fan)




c is for _____ (rose, box, cow)



d is for _____ (doll, tin, cage)



e is for _____ (dog, bun, egg)



f is for _____ (fan, leg, hand)

NAME OF EDUCATOR :

DATE :

Choose the right word with the help of the picture and write it.



g is for _____ (car, girl, boy)



h is for _____ (toy, hand, nose)



i is for _____ (pin, bat, ink)



j is for _____ (milk, jam, pot)



k is for _____ (king, man, boy)



l is for _____ (face, leg, neck)



m is for _____ (baby, man, girl)


CLASS: Senior KG

SUBJECT: English

TOPIC: Words

Choose the right word with the help of the picture and write it.

n is for _____ (nib, pen, wall)



o is for _____ (hat, ox, table)



p is for _____ (car, bus, pin)



q is for _____ (man, queen, lady)



r is for _____ (rose, leaf, water)



s is for _____ (spoon, knife, fork)



t is for _____ (bench, chair, table)

NAME OF EDUCATOR :

DATE :

CLASS: Senior KG

SUBJECT:

TOPIC: Words



Choose the correct word and then write it in the box.

u is for _____ (sister, uncle, aunt)



v is for _____ (vase, clock, house)



w is for _____ (hut, well, tree)



x is for _____ (x-ray, frock, shoes)



y is for _____ (pink, yarn, green)



z is for _____ (zebra, horse, goat)

NAME OF EDUCATOR :

DATE :

CLASS: Senior KG

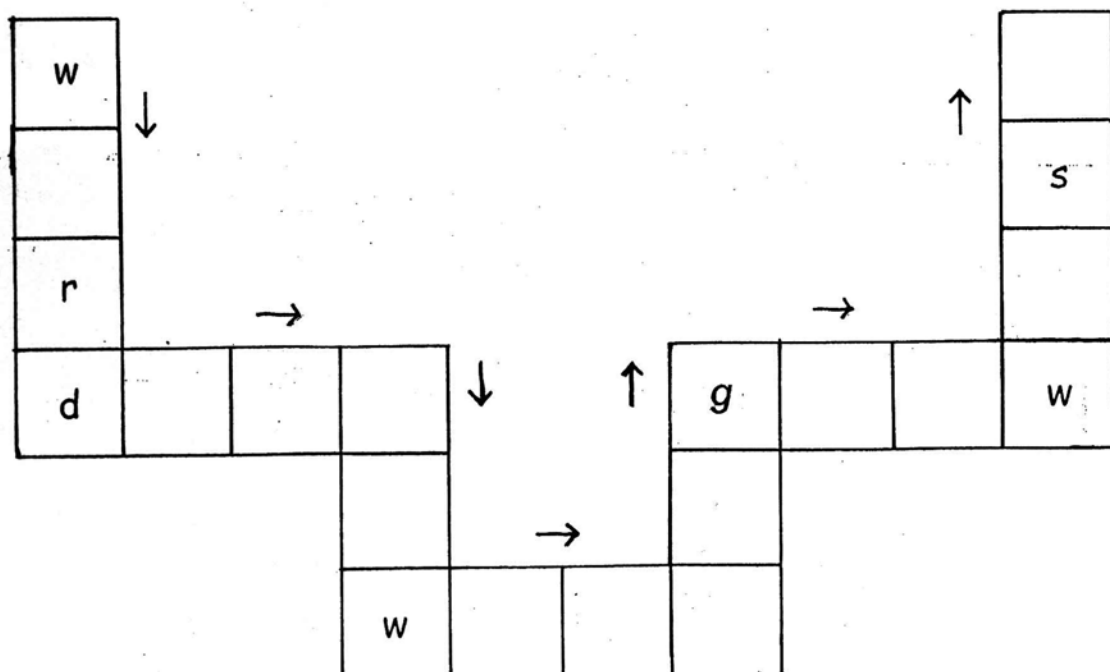

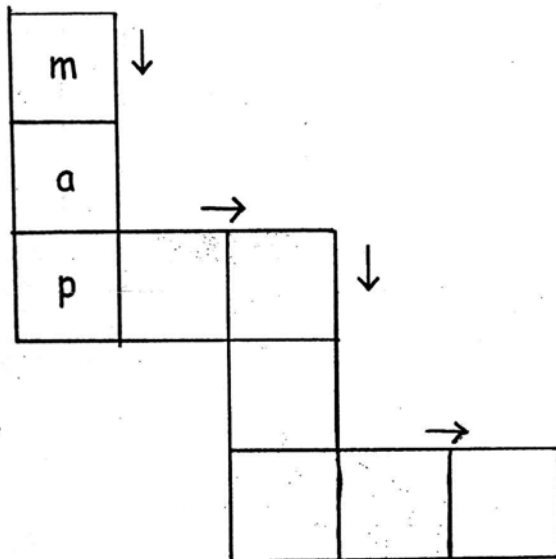
SUBJECT: English

TOPIC: Words

Complete these puzzles with the help of the words given in the box.

pin row nib word wise wind

dog map bin deer grow



NAME OF EDUCATOR :

DATE :

CLASS: Senior KG

SUBJECT: English


TOPIC: Opposites

Match the animals with their babies.

BIG



SMALL



NAME OF EDUCATOR :


DATE :

CLASS: Senior KG

SUBJECT: English

TOPIC: Opposites

Colour small animals red and big animals yellow.



NAME OF EDUCATOR :



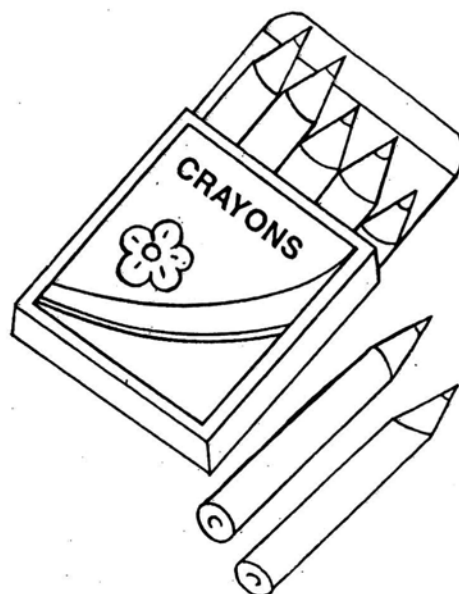
DATE :

CLASS: Senior KG

SUBJECT: English

TOPIC: Opposites

Colour the things that are out.



NAME OF EDUCATOR :


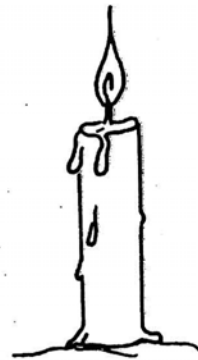



DATE :

CLASS: Senior KG

SUBJECT: English

TOPIC: Opposites

Colour **hot** objects red and **cold** objects green.



NAME OF EDUCATOR :





DATE :

CLASS: Senior KG

SUBJECT: English

TOPIC: Opposites

Colour those that are up in blue and those that are down in **yellow**.



NAME OF EDUCATOR :

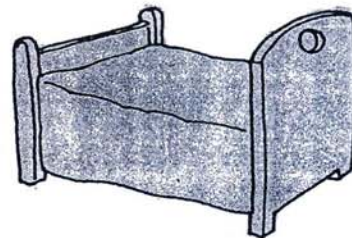

DATE :

CLASS: Senior KG

SUBJECT: English

TOPIC: Opposites

Write **H** for the objects that are hard and **S** for the objects that are soft.



NAME OF EDUCATOR :


DATE :

CLASS: Senior KG

SUBJECT: English

TOPIC: Far / Near

Observe the pictures carefully.



Draw the far away objects in the sky.

Draw the near by objects on the ground.

NAME OF EDUCATOR :





DATE :

CLASS: Senior KG

SUBJECT: English

TOPIC: Opposites

Compare the pictures. Circle the one that moves faster.



NAME OF EDUCATOR :

DATE :

CLASS : Senior KG

SUBJECT : English

TOPIC : This / That

Look at the pictures. Answer the following questions with the help of these pictures.

What is this?



This is a _____.

What is that?



That is a _____.

What is that?



That is a _____.

What is this?



This is a _____.

What is that?



That is a _____.

What is this?



This is a _____.

NAME OF EDUCATOR :

DATE :

CLASS: Senior KG

SUBJECT: English

TOPIC: Yes / No

Look at the pictures. Read the sentences. Write 'Yes' or 'No'



This is a bed.

Yes



This is a soap.



This is a ball.



This is a fan.



This is a box.



This is a drum.



This is a belt.



This is a skirt.



This is a comb.



This is a mop.



This is a rat.



This is a bucket.

NAME OF EDUCATOR :

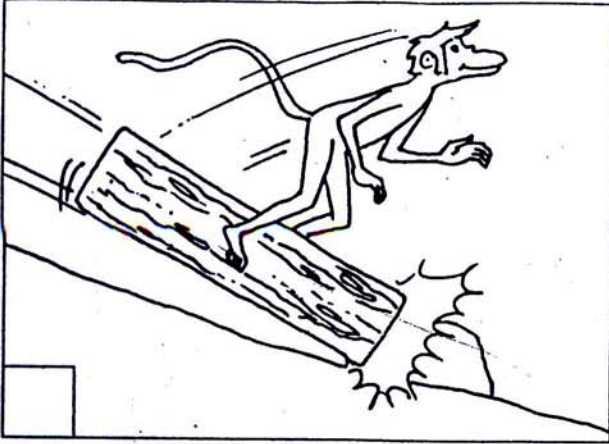
DATE :

CLASS: Senior KG


SUBJECT: English

TOPIC: Story sequencing

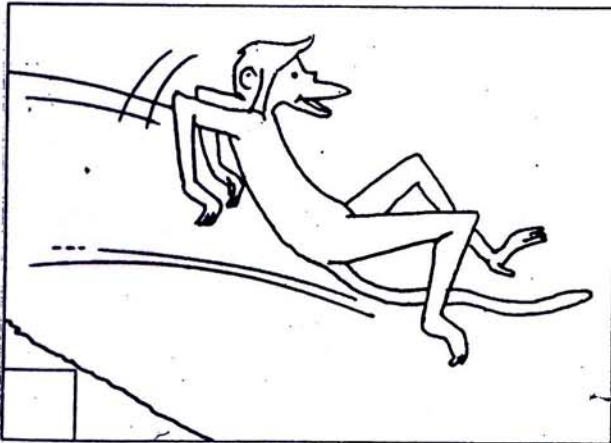
These pictures of the monkey having fun are all jumbled up.
Can you arrange the sequence of action in the correct order?



A




B




C



D



E



F

NAME OF EDUCATOR :


DATE :

Match each sentence with its picture by drawing a line.


A cap is on a peg.



A boy has a pet.



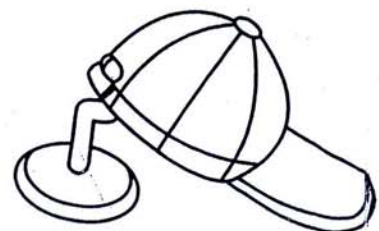
The net is wet.



There are ten red hens.



A pen is on the bed.



CLASS: *Senior KG*SUBJECT: *English*TOPIC: *Sentences*

Match each sentence to its correct picture by drawing a line.

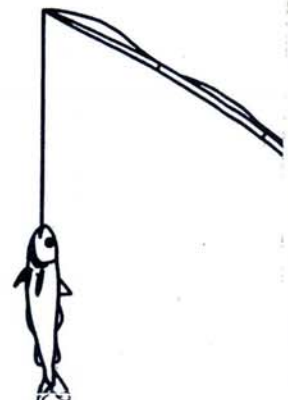
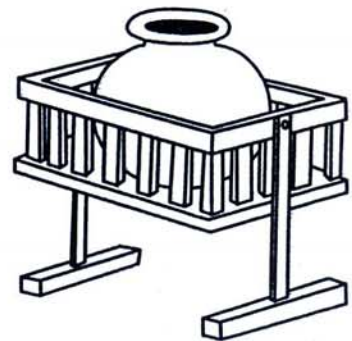

A boy is playing with a toy.

A cod is on a rod.

A fox is on a box.

A hog is on a log.

The pot is in the cot.



NAME OF EDUCATOR :

DATE :

Match each sentence to its picture by drawing a line.


1. The pig is big.




2. The lid is on the bin.




3. A kid is in a pit.





4. A bib with a pin.



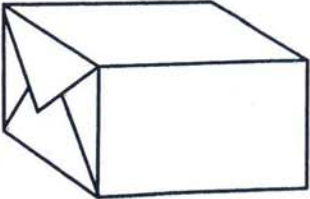
5. Sip the drink from the tin.





Circle the correct words to complete the sentences.


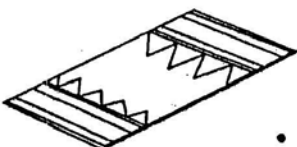
1. The  sat on a .
(dog / jog) (fog / log)


2. A  is sleeping in a .
(tot / dot) (cot / box)



3. The  is in the .
(pod / rod) (box / fox)



4. The  has a .
(top / cop) (dog / pod)

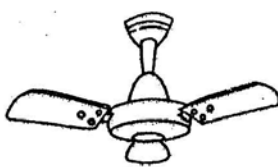

Circle the correct words to complete the sentences.

1. The  sat on a .
(rat / cat) (mat / fat)

2. Tom is a fat pet .
(cat / bat)

3. The  has a .
(man / tan) (hat / sat)

4. The  sat on a .
(rat / cat) (hat / fat)

5. A  and a .
(fan / ran) (van / tan)

CLASS: Senior KG

SUBJECT: English

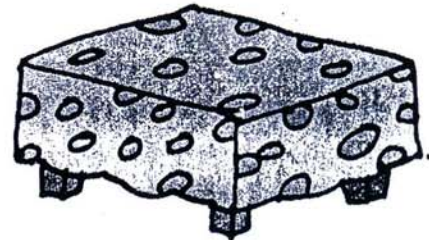
TOPIC: Picture reading

Let's Read

Today is Raja's birthday party.



He is  years old.

There is a big  on the



His  wish him Happy Birthday.

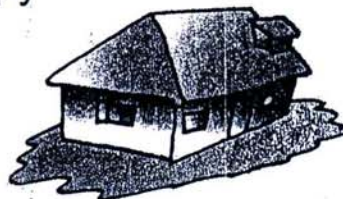
They bring  for him.

 gives  to the children.

They eat  and cakes.

The children are very happy.

It is now time to go.



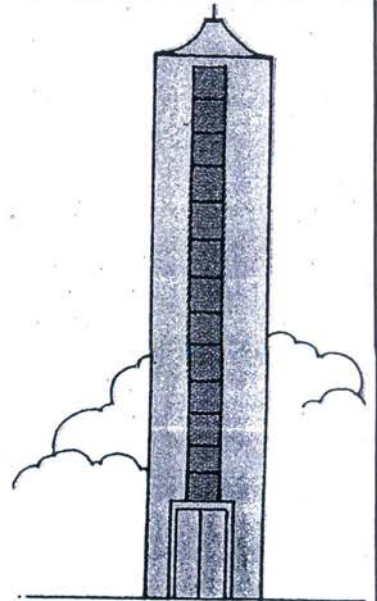
CLASS: Senior KG

SUBJECT: English

TOPIC: Sentences


Read and write.

A tall tower.



A soft teddy.

A small kitten.



A big tree.

A small girl.



NAME OF EDUCATOR :

DATE :

CLASS: Senior KG

SUBJECT: English

TOPIC: Sentences

CATEGORY:

Writing Practice

Read and write.

a rat in a pot

a bed in a hut

a top in a box




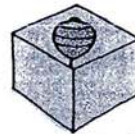

a pig in a tub

a gun in a cot

a bag in a bus

a pin in a mug

a bun in a pan



NAME OF EDUCATOR :

DATE :




CLASS: Senior KG

SUBJECT: English

TOPIC: Words

Find the word for the picture and write:

a dog a fish a fan a girl a boy a vest
an owl an eye a goat a frog a leaf a top



NAME OF EDUCATOR :


DATE :


CLASS: Senior KG


SUBJECT: General Awareness


TOPIC: Days of the week

Write the names of the days.



 Swimming on _____

 Exercise on _____

 Church on _____

 party on _____

 Cycling on _____

 Shopping on _____

NAME OF EDUCATOR :

DATE :

CLASS: Senior KG

SUBJECT: General Awareness

TOPIC: Days / Months

Fill in the blanks with the words given in the box below:

Thursday Friday thirty Wednesday February
December Monday thirty - one Sunday October

Monday comes after _____.

Wednesday comes before _____.

_____ comes after Thursday.

Tuesday comes before _____.

_____ comes after Sunday.

_____ has twenty - eight days.

June has _____ days.

January has _____ days.

_____ is the last month of the year.

_____ comes after September.

NAME OF EDUCATOR :

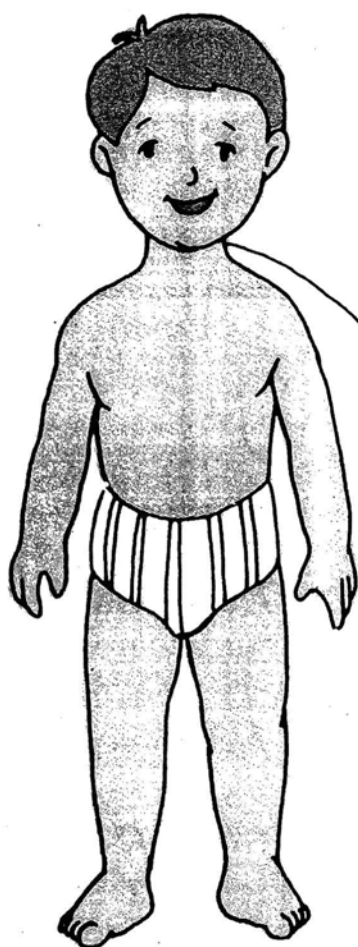
DATE :

CLASS: Senior KG

SUBJECT: General Awareness

TOPIC: My body

Match parts of the body to the boy. One is done for you.



HEAD



EYE



EAR



NOSE



MOUTH



NECK



ARM



HAND



LEG



FOOT

NAME OF EDUCATOR :

DATE :

CLASS **Senior KG**

SUBJECT:

TOPIC: **Comparison**

CATEGORY:

Match the pairs.



NAME OF EDUCATOR :

DATE :

CLASS: Senior KG

SUBJECT: General Awareness

TOPIC: Actions

Ring the actions done using our hands and colour the actions done using our legs.



NAME OF EDUCATOR :

DATE :

CLASS: Senior KG

SUBJECT: General Awareness

TOPIC: Expression

Choose the right expression and write it below each face


Scared


Happy


Sad

Angry









NAME OF EDUCATOR :



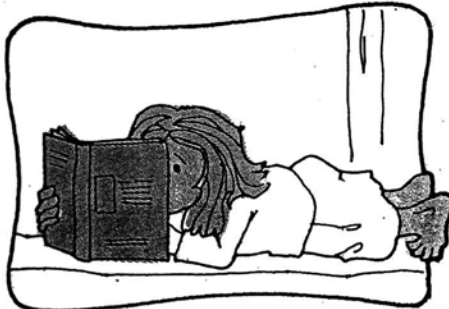
DATE :

CLASS: Senior KG

SUBJECT: General Awareness

TOPIC: Good habits

Tick (✓) the right ones and cross (✗) the wrong ones.



NAME OF EDUCATOR :

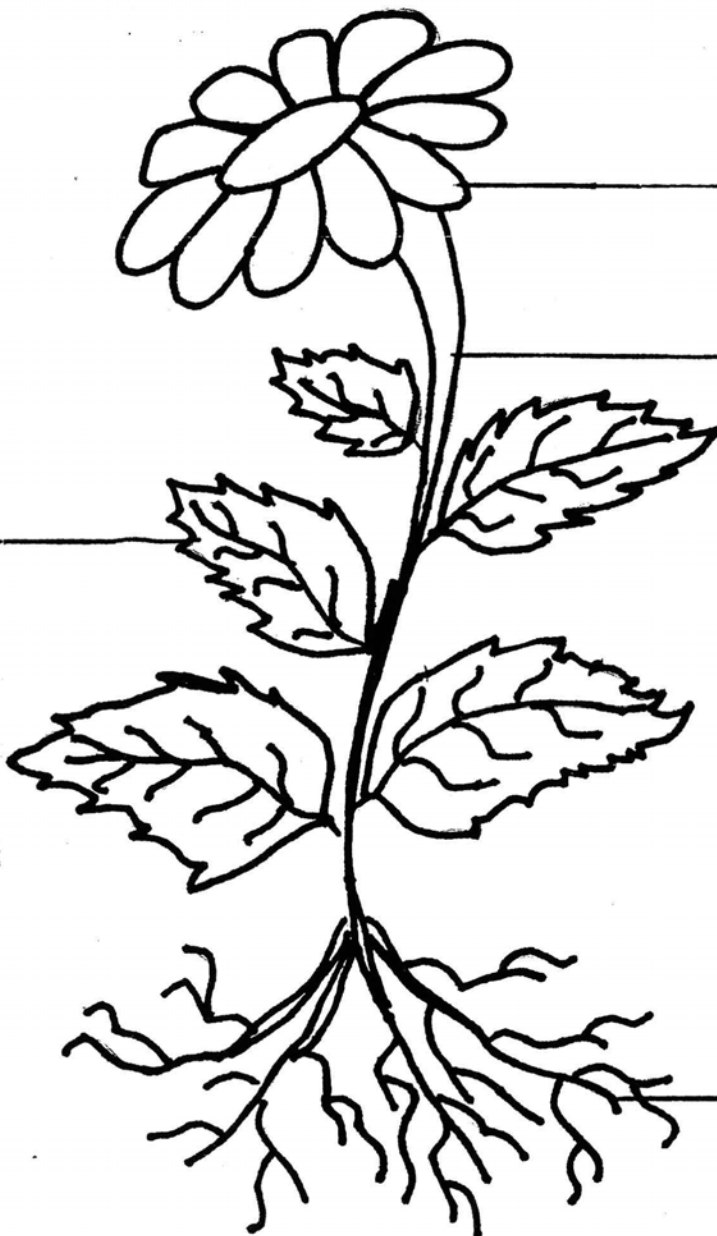
DATE :

CLASS: Senior KG

SUBJECT: General Awareness

TOPIC: Parts of the plants

From the list given below, choose the correct word and write the name of the different parts of the plant.

Leaf**Flower****Stem****Roots**

NAME OF EDUCATOR :


DATE :

CLASS: Senior KG

SUBJECT: General Awareness

TOPIC: Fruits

Match the trees and plants with their fruits.



NAME OF EDUCATOR :

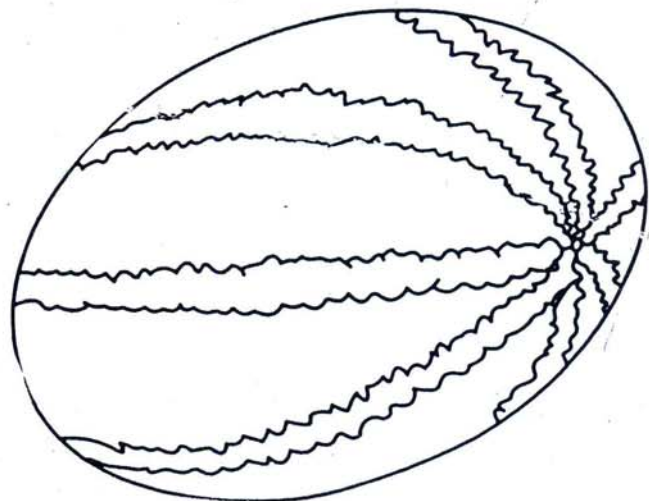

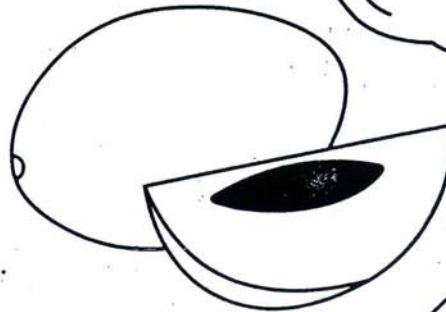



DATE :

CLASS: Senior KG

SUBJECT: General Awareness

TOPIC: One / Many

Colour the fruits which have many seeds.



NAME OF EDUCATOR :

DATE :

CLASS: Senior KG

SUBJECT: General Awareness

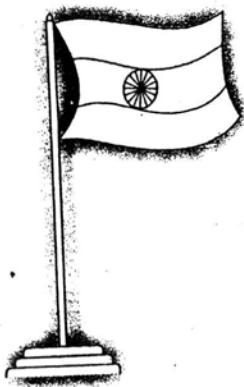
TOPIC: National Symbols

Look at the pictures and fill in the blanks. Choose the words from the box. Then colour the pictures:


Lotus

Peacock


Flag



This is a _____



This is a _____



This is a _____

NAME OF EDUCATOR :

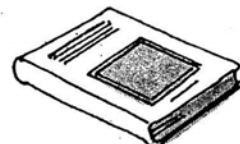


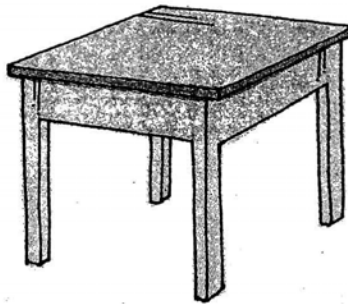

DATE :

CLASS: Senior KG

SUBJECT: General Awareness

TOPIC: Living / Non living

Tick (✓) the living things and cross (X) the non-living things.



NAME OF EDUCATOR :

DATE :

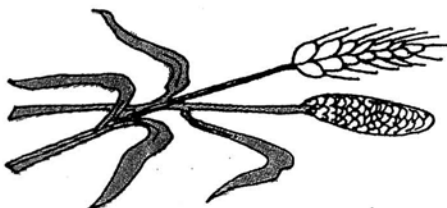
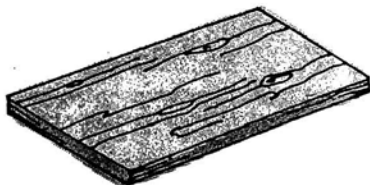



CLASS: Senior KG

SUBJECT: General Awareness

TOPIC: Animal resources

Who Gives What

Match the following.



NAME OF EDUCATOR :

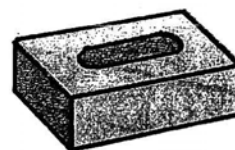
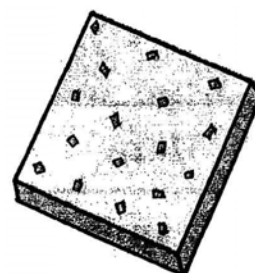
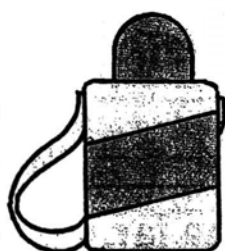
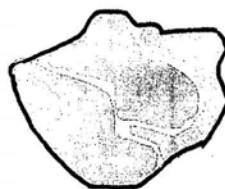
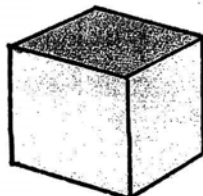
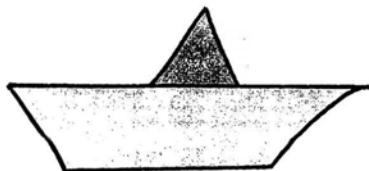
DATE :

CLASS: Senior KG

SUBJECT: General Awareness

TOPIC: Float / Sink

Observe the pictures carefully.



Put the above objects in water to see if they float or sink in the water.

NAME OF EDUCATOR :

DATE :

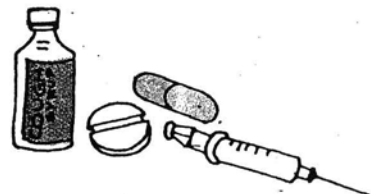
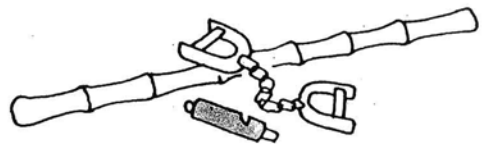

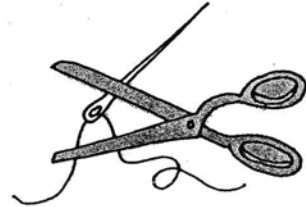
CLASS: Senior KG

SUBJECT: General Awareness

TOPIC: Helpers

People Who Help Us

Match the people with the things they use.



NAME OF EDUCATOR :

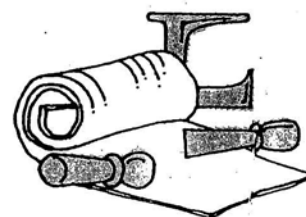

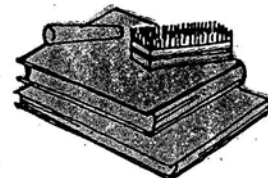

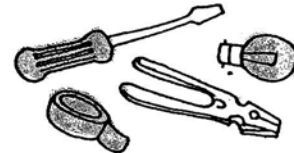

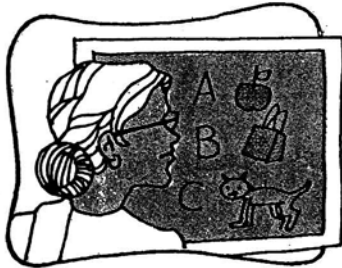
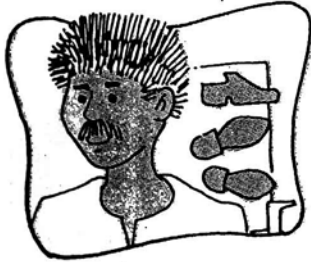
DATE :

CLASS: Senior KG

SUBJECT: General Awareness

TOPIC: *Helpers*

Match the people with the things they use.



NAME OF EDUCATOR :


DATE :

CLASS : Senior KG

SUBJECT : General Awareness

TOPIC : Festivals

Match the pictures.



NAME OF EDUCATOR :






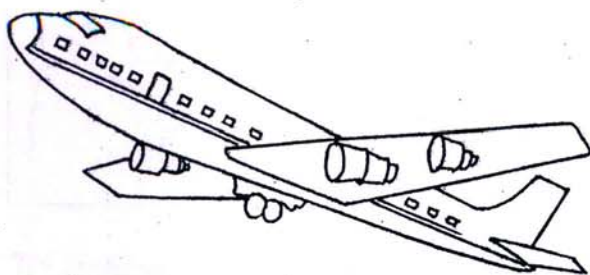
DATE :

CLASS: Senior KG

SUBJECT: General Awareness

TOPIC: Transportation

Colour the ones that move on land.



NAME OF EDUCATOR :

DATE :


CLASS: Senior KG

SUBJECT: Maths



TOPIC:

Put an X on the one thing in each row that you do not need.



To send a letter:



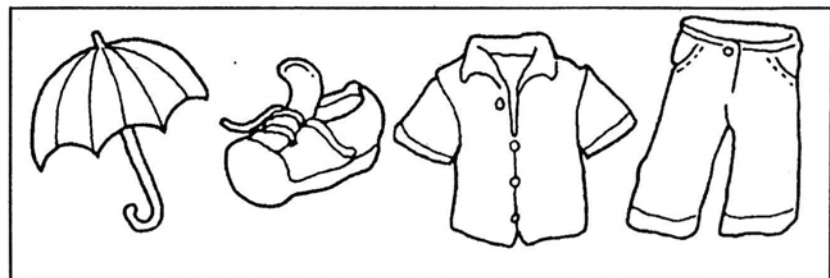

To make pancakes:



To wash a car:



To get dressed:



NAME OF EDUCATOR :

DATE :